



BAND 16.
Mercy

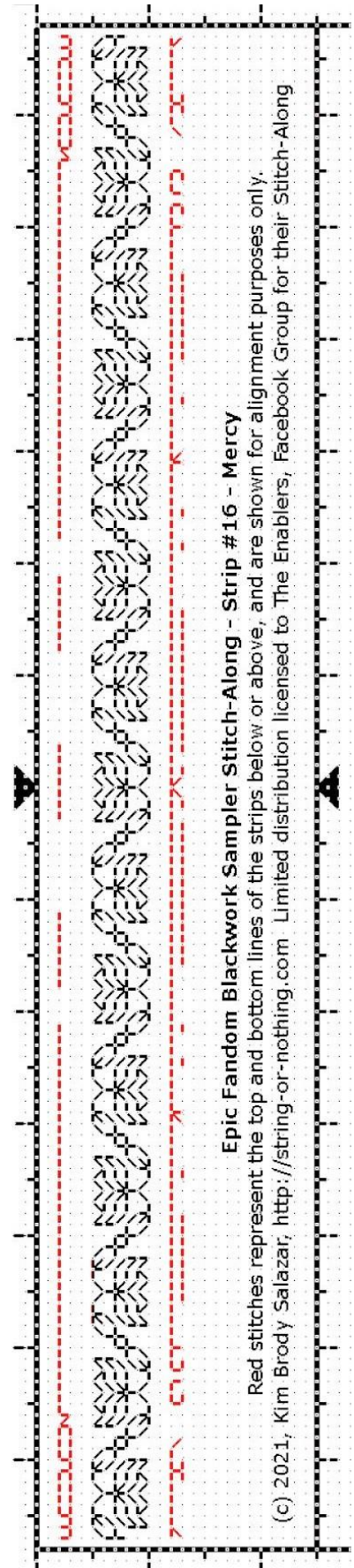
Time Factor: 1

Released on 21 June 2022




134 stitches wide x 5 stitches tall. 2 blank rows left between this and the following strip. . If worked as a stand-alone continuous band, one full repeat (center of upright flower to center of upright flower) in 18 units.

After the last band, everyone who is still sticking with this project deserves something simple. Very simple. This would also be a useful learning exercise for someone wanting to try a first strip in double running or back stitch. There are no surprises here at all.

Time Factor 1 for a nice, quiet, symmetrical repeat that returns us to alignment with the indicated project center line.



Band 16 – Mercy:

Samples	Fabric used	Stitch	Thread Use Notes
	18 count Aida	Back stitch 1 ply	Variegated floss
	28 count evenweave	Back stitch 1 ply	Less than 1 yard of floss.
	28 count evenweave	Double running 2 plies.	Less than ½ yard of light blue and light green

Top to bottom: Renditions by Beta Testers Danielle and Callie, plus Kim

Hints:

- The samples above show this simple strip in variegated floss, single color, and two colors. All approaches work nicely.
- This design would make a simple and pleasing frame around a saying, an elegant cuff or neckband treatment, a pleasing edging for a napkin or placemat, or a quick-stitch bookmark.

All general project information can be found in download that includes Band #1 – Giant Robot and Kaiju